

Reusable Equipment Reprocessing in Aged Care

Reprocessing of medical equipment in aged care is crucial for infection prevention and resident safety.

Key points include:

- Reprocessing level depends on infection risk based on item use.
- Most reusable equipment in aged care is non-critical.
- Critical and semi-critical items are typically disposable.
- Reprocess after each use and on a routine schedule.
- Follow manufacturer's instructions for compatibility and methods.
- Visually inspect equipment for cleanliness and functionality before storage or use.
-

Best practices:

- Train staff involved in reprocessing.
- Establish a routine cleaning schedule.
- Use appropriate personal protective equipment.
- Maintain documentation for quality assurance.

The following template is an example of a working documents which can be used as a guide and altered to meet the needs of individual environments.

Heat and chemical:

Sanitizer – For bedpan and urinal use only.,
Heat (hot water) sanitization only.



Disinfectors Washer -For all reusable items:
bedpans, urinals, tooth mugs, bowls. Heat (hot
water) and detergent sanitization.


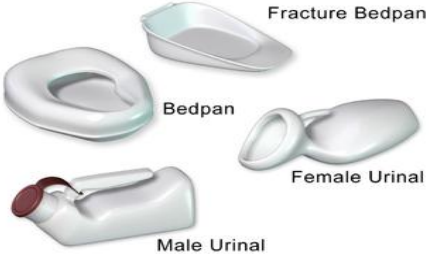




Reusable Equipment Reprocessing in Aged Care






Cold chemical:

Disinfection of non-critical equipment is not routinely required unless the equipment has come into contact with blood or body fluids, or older person with multi-resistant or during an outbreak.





Cleaning frequency may increase during outbreak

Reusable shared Equipment	Frequency	Procedure
Shower chair 	After each use, and daily	<ul style="list-style-type: none"> Use detergent wipes/disinfectant wipes Wipe base and back of chair Wipe underside of seat Wipe chair legs Include in cleaning schedule.
Bedpans, urinals, urine jug 	After each use	<ul style="list-style-type: none"> Bedpans and urinals clean and soiled must be covered with a paper cover when being transported Contents of the bedpan or urinal must be emptied into the toilet at the point of care and not transported through the home Place bedpan/commode pan/urinal directly into the disinfectant washer after use. Used items should not be stacked and left on the top of the disinfectant washer
Observation machine and Blood Pressure Cuff 	After each use	<ul style="list-style-type: none"> Check manufacturer's instruction. Use detergent wipes/disinfectant wipes Wipe over all parts of the machine and cuff Include in cleaning schedule.
Bowls Washing 	After each use	<ul style="list-style-type: none"> Use Washer Disinfector Where there is no machine: Staff to wear PPE -apron and gloves <ul style="list-style-type: none"> Clean bowl with warm water and detergent after each use and rinse. Store bowls separately and inverted to reduce contamination





Reusable Equipment Reprocessing in Aged Care

Commodes 	After each use, and daily	<ul style="list-style-type: none"> • Use detergent wipes/disinfectant wipes • Wipe base and back and armrests of chair • Wipe underside of seat Wipe chair wheels and foot plates • Ensure, pan is clean post use Include in cleaning schedule.
Glucometer 	After each use	<ul style="list-style-type: none"> • Ideally older persons have their own device • Use detergent wipes/disinfectant wipes • Check manufacturer's instruction. • Thoroughly wipe over all parts
Hoists 	After each use and daily	<ul style="list-style-type: none"> • Use detergent wipes/disinfectant wipes • Wipe over the frames • Wipe handlebars and grips • Wipe base and wheels • Wipe controls Include in cleaning schedule.
Slings 	Weekly and as required (or as manufacturer's instructions)	<ul style="list-style-type: none"> • As possible: dedicate sling to client • All slings are numbered and weekly washed in accordance with their number • Care staff send the slings to the laundry on the allocated day of washing • Laundry staff mark that they have washed according to the sling number- that is on their monthly list • Use manufacturer washing instructions
Walking Frames 	Daily	<ul style="list-style-type: none"> • Use detergent wipes/disinfectant wipes • Wipe over all parts of the frames including handles and legs Include in cleaning schedule.






Reusable Equipment Reprocessing in Aged Care

Wheelchairs 	Daily	<ul style="list-style-type: none"> • Use detergent wipes/disinfectant wipes • Wipe base and back of chair • Wipe underside of seat • Wipe handle grips • Wipe wheels and foot plates Include in cleaning schedule
Weigh Chairs 	After each use and daily	<ul style="list-style-type: none"> • Use detergent wipes/disinfectant wipes • Wipe base and back of chair • Wipe underside of seat and bars • Wipe handle grips • Wipe wheels and foot plates Include in cleaning schedule
Nebulizers 	After every use and daily	<ul style="list-style-type: none"> • Use detergent wipes/disinfectant wipes • Wipe over the entire surface • Wipe under covers and in storage parts • Wipe over tubing and mask • Change tubing and mask weekly (or as manufacturer's instructions) Include in cleaning schedule.
Syringe driver 	Daily when in use	<ul style="list-style-type: none"> • Use detergent wipes/disinfectant wipes • Wipe over all surfaces and buttons • Wipe over any cords • Check the syringe driver as per instructions in the kit Include in cleaning schedule
General equipment	Frequency	Procedure

Reusable Equipment Reprocessing in Aged Care

Linen skip frames 	After use and daily	<ul style="list-style-type: none"> • Use detergent wipes/disinfectant wipes • Wipe the lid • Wipe the entire frame • Wipe the base and wheels Include in cleaning schedule.
Medication Trolley 	After use and daily	<ul style="list-style-type: none"> • Use detergent wipes/disinfectant wipes • Wipe over all external surfaces • Take items out of draws and wipe inside draws and compartments • Wipe over wheels • Ensure there is wipes and hand gel on the trolley Include in cleaning schedule.
Dressing trolley 	Before and after use	<ul style="list-style-type: none"> • Use disinfectant wipes • Wipe over top and bottom platform • Wipe frame around platforms • Wipe trolley legs • Wipe wheels Remove draws No items to be stored on the bottom shelf
Medication / Specimen fridges 	Monthly	<ul style="list-style-type: none"> • Use detergent wipes/disinfectant wipes • Remove all items out of fridge – discard any out-of-date items • Wipe all racks and shelves • Wipe containers • Wipe internal walls, ceiling and floor • Wipe external walls top and door • Defrost the freezer and manage if required Include in cleaning schedule.
Tech equipment	Frequency	Procedure

Reusable Equipment Reprocessing in Aged Care

<p>Desk and computers on wheels laptops and keyboards</p> 	<p>After use</p>	<ul style="list-style-type: none"> • Use detergent wipes/disinfectant wipes • Wipe over all surfaces and buttons • Wipe over any cords and attachment • Check the device cleaning instructions
<p>Printer</p> 	<p>After use and full weekly</p>	<ul style="list-style-type: none"> • Use detergent wipes/disinfectant wipes • Wipe over all surfaces and buttons • Wipe over any cords and holders • Check the device cleaning instructions <p>Include in cleaning schedule</p>
Single user equipment	Frequency	Procedure
<p>Concentrator and nasal prongs</p> 	<p>After each use and full monthly</p>	<ul style="list-style-type: none"> • Older person has their own • Use detergent wipes/disinfectant wipes • Wipe over the entire surface • Wipe under covers and in storage parts • Wipe over tubing and prongs • Change tubing and prongs weekly <p>Include in cleaning schedule.</p>
<p>CPAP</p> 	<p>After each use and full monthly</p>	<ul style="list-style-type: none"> • Single older person use • Use detergent wipes/disinfectant wipes • CPAP Cleaning process (as per manufacturer's instructions) <p>Include in cleaning schedule.</p>
<p>Denture cup and toothbrush holder</p> 	<p>After each use</p>	<ul style="list-style-type: none"> • Each older person must have his/her own cup/holder. • Staff to wear precaution PPE -apron and gloves • Clean mugs with warm water and detergent after each use, rinse • Store in older person's bathroom

Reusable Equipment Reprocessing in Aged Care

Reference

Australian Commission on Safety and Quality in Health Care. (2024). *The Aged Care Infection Prevention and Control Guide*. Accessed 20 November 2024: https://www.safetyandquality.gov.au/sites/default/files/2024-08/the_aged_care_ipc_guide.pdf

NHMRC. (2019). *Australian Guidelines for the Prevention and Control of Infection in Health Care*. Accessed 20 November 2024: <https://www.safetyandquality.gov.au/publications-and-resources/resource-library/australian-guidelines-prevention-and-control-infection-healthcare>

Standards Australia. (2023). *Reprocessing of reusable medical devices and other devices in health and non-health related facilities* (AS 5369:2023). <https://www.standardsau.com/standards/as-5369-2023/>