


# ENTER OUR DOOR DO THE




The 4 moments of hand hygiene when you visit our hospital

1



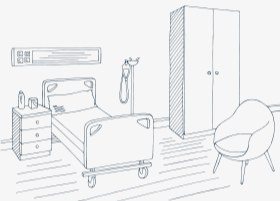
As you enter the hospital

2




After touching shared items

3



When you enter or exit a patient area

4



As you exit the hospital

Please use hand sanitiser every time you...

<p><b>1. Arrive</b></p>	<p><b>Why?</b></p>	<p>To stop germs on visitors' hands coming into the hospital</p>
<p><b>2. Touch shared items:</b> Lift buttons, chairs, hand railings, leaning on counters, bathrooms</p>	<p><b>Why?</b></p>	<p>To protect yourself from the germs of others who touched those surfaces and objects</p>
<p><b>3. Enter or exit a patient care area</b></p>	<p><b>Why?</b></p>	<p>To protect people – and spaces where they receive their treatment – from harmful germs</p>
<p><b>4. Leave</b></p>	<p><b>Why?</b></p>	<p>To protect yourself from germs you have had contact with in the hospital</p>